



Unemployment Claim Information

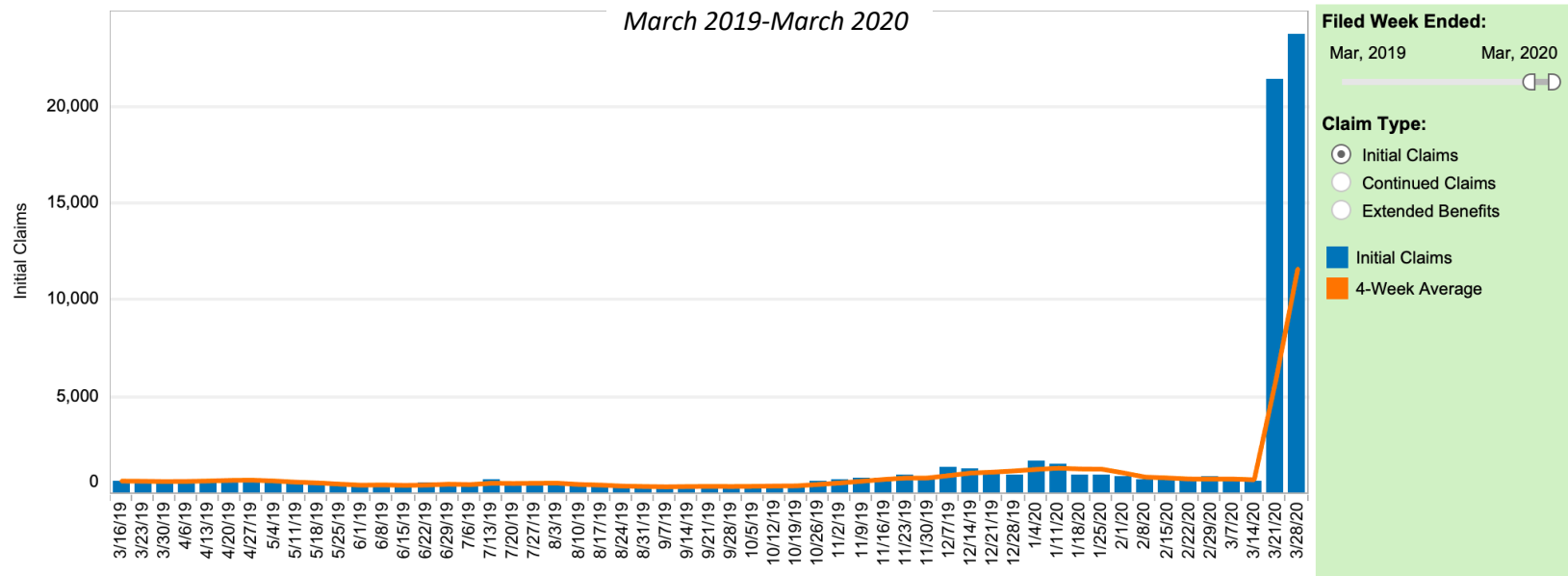
Maine Department of Labor, Center for Workforce Research and Information

March 28 UI Initial Claims	23,671	March 28 UI Continued Claims	21,962
March 21 UI Initial Claims	21,459	March 21 UI Continued Claims	8,695
March 14 UI Initial Claims	634	March 14 UI Continued Claims	8,438

Initial Claims as a Share of Jobs by Industry* March 14-28, 2020

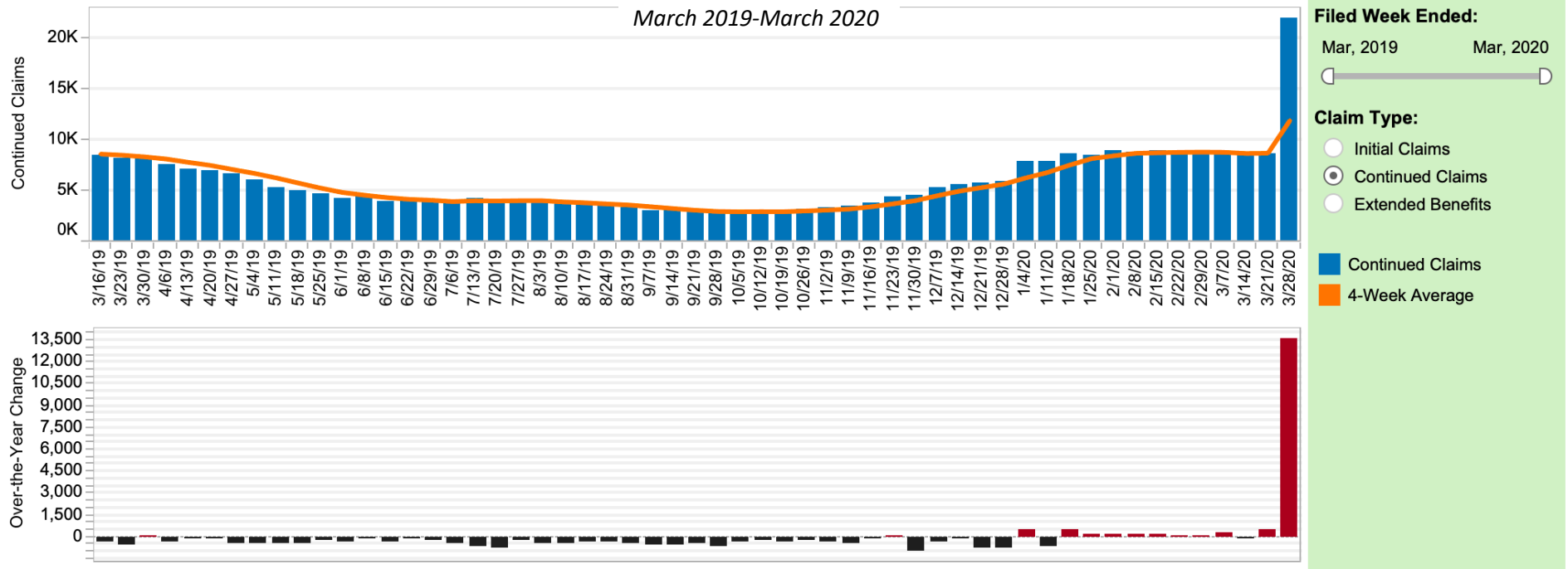
21%	Food Services & Lodging	6%	Manufacturing
20%	Entertainment & Recreation	4%	Retail
6%	Healthcare & Social Assistance	2%	Other Sectors

Weekly Regular Unemployment Insurance Claims



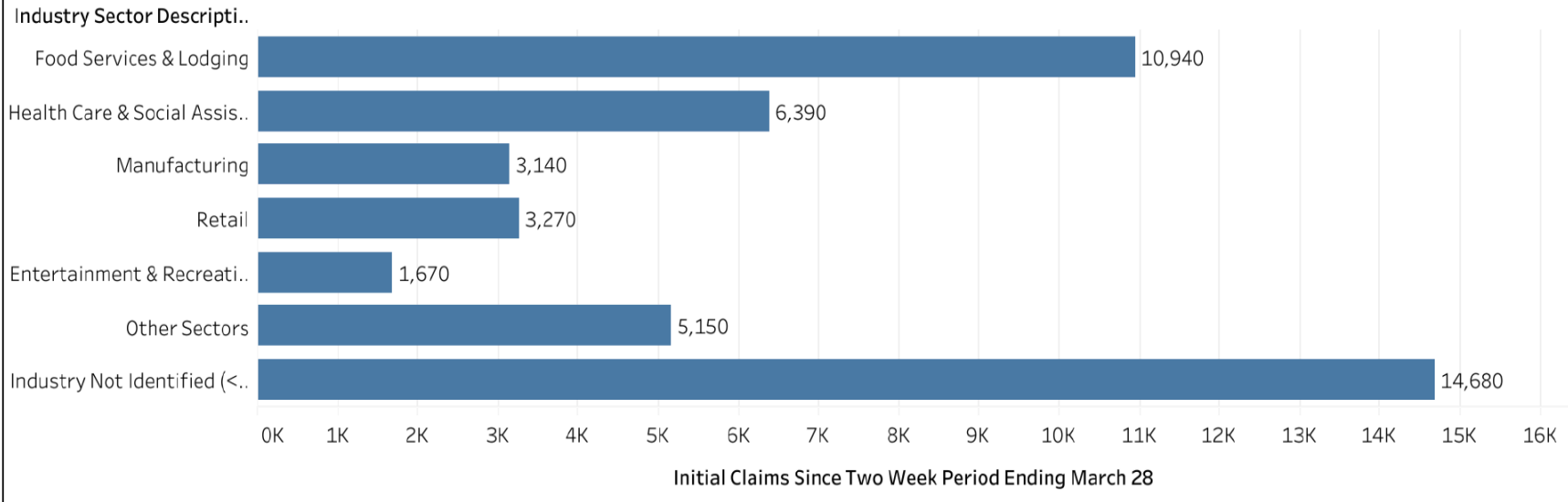
	Initial Claims	4-Week Average	Net Change (Weekly)	Weekly_IC %_Change	Net Change (Yearly)	Yearly_IC %_Change
March 28, 2020	23,761	11,642	2,302	0	23,085	34
March 21, 2020	21,459	5,917	20,825	33	20,898	37
March 14, 2020	634	735	-81	0	15	0
March 7, 2020	715	774	-145	0	5	0
February 29, 2020	860	770	131	0	118	0

Weekly Regular Unemployment Insurance Claims



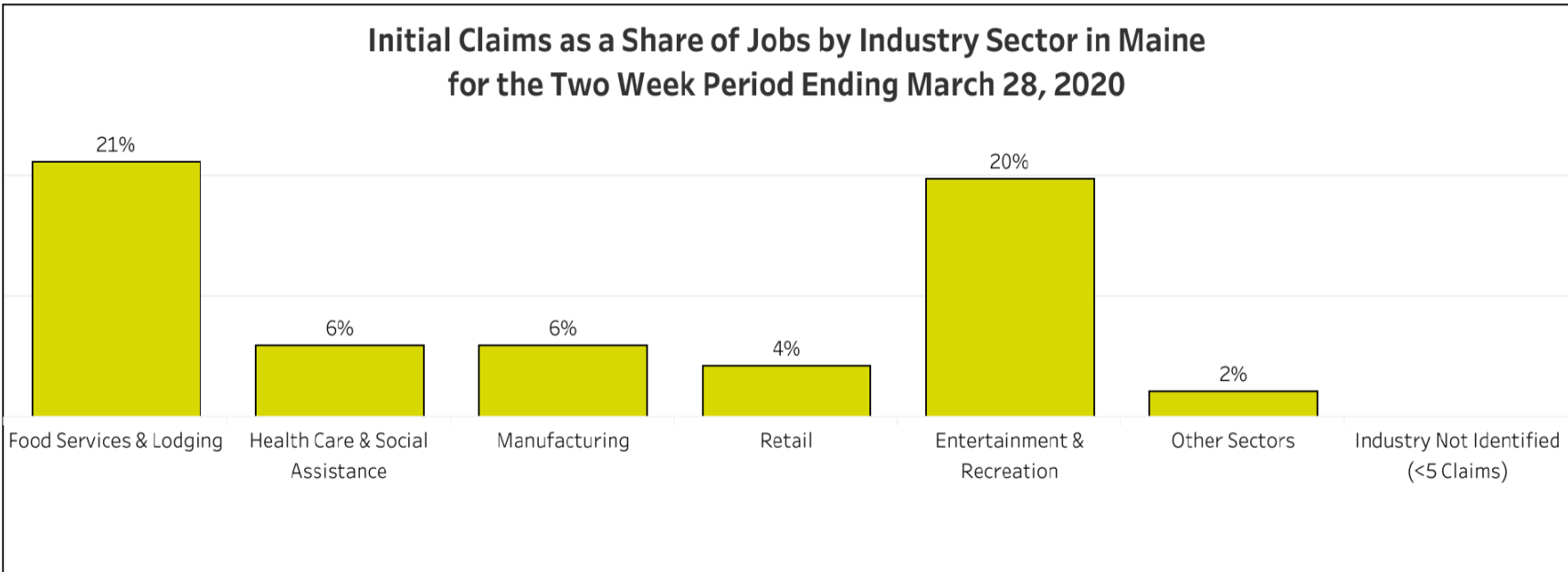
	Continued Claims	4-Week Average	Net Change (Weekly)	% Change (Weekly)	Net Change (Yearly)	% Change (Yearly)
March 28, 2020	21,962	11,957	13,267	152.6%	13,622	163.3%
March 21, 2020	8,695	8,716	257	3.0%	543	6.7%
March 14, 2020	8,438	8,697	-294	-3.4%	-41	-0.5%
March 7, 2020	8,732	8,811	-265	-2.9%	239	2.8%
February 29, 2020	8,997	8,830	375	4.3%	27	0.3%

Initial Claims by Industry Sector in Maine for the Two Week Period Ending March 28, 2020



Central Western Maine WDB using Public Tableaux data from Maine Department of Labor, Center for Workforce Research and Information

Initial Claims as a Share of Jobs by Industry Sector in Maine for the Two Week Period Ending March 28, 2020



Maine Department of Labor, Center for Workforce Research and Information